



# COLORADO MESA


## UNIVERSITY

Capital Development Committee Update  
December 17, 2024

# Colorado Mesa University 2023 Campus Master Plan Update

Visioning Workshop Summary  
September 22, 2023

COLORADO MESA UNIVERSITY | Campus Master Plan

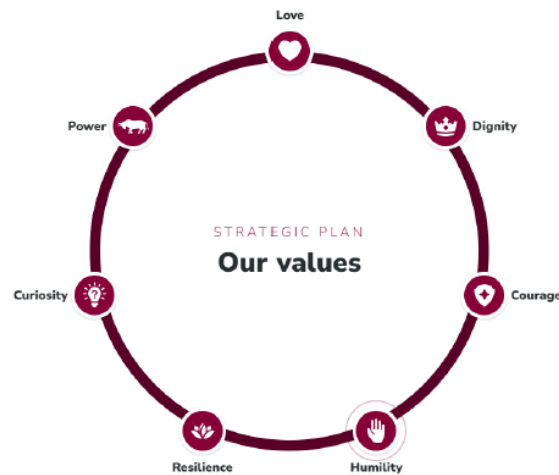


## Where we're heading


On September 7, the CMU leadership team participated in a master plan visioning workshop. The direction that leaders provided in this workshop will guide the progress of our master plan.

We understand the university's values as outlined in the strategic planning process and recognize the strategic value of a human-scale campus that engenders a sense of belonging for students, faculty and staff.

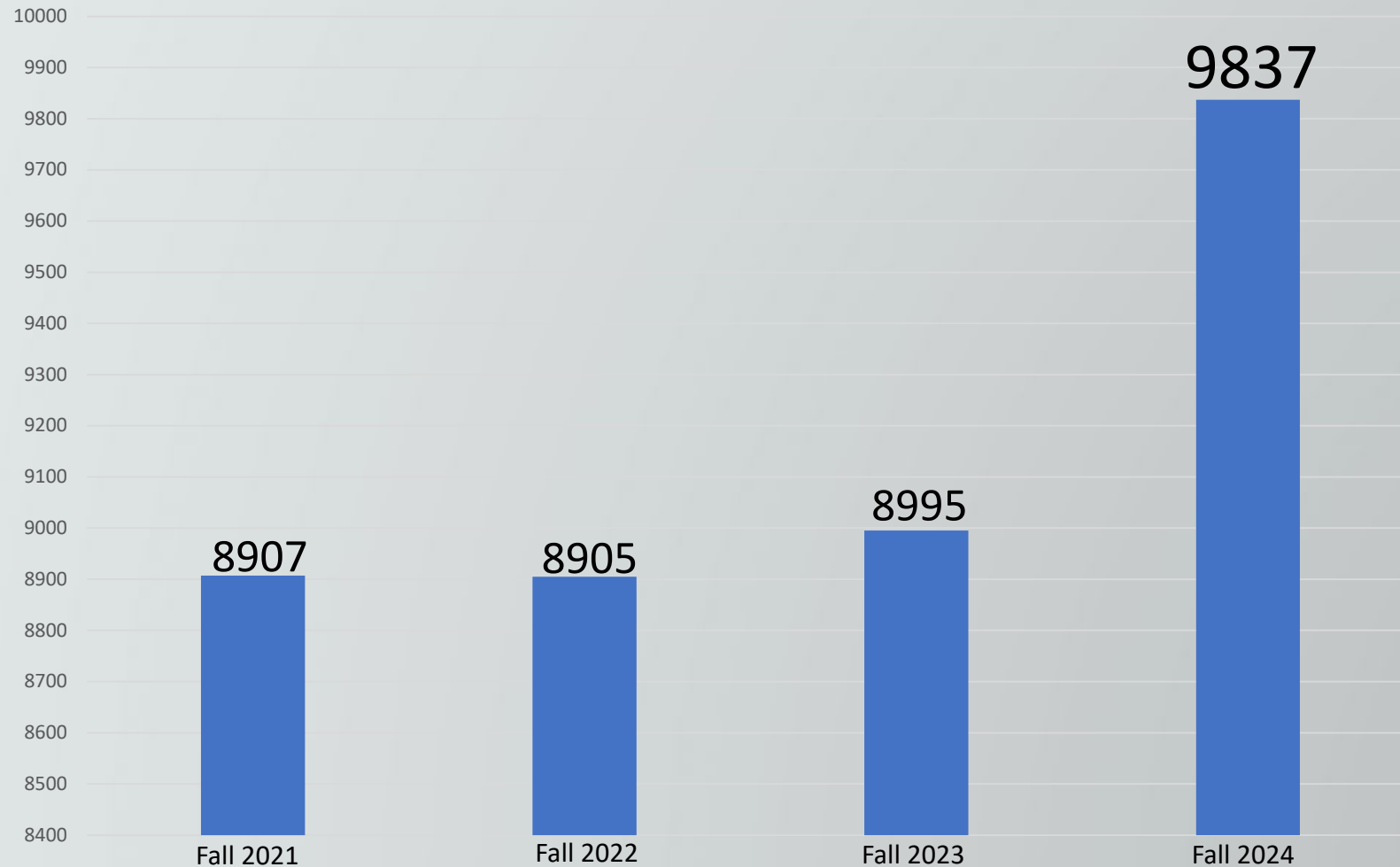
This summary document captures the elements of the team's initial vision and identifies a series of critical questions that will inform the master plan's development.



COLORADO MESA UNIVERSITY | Campus Master Plan



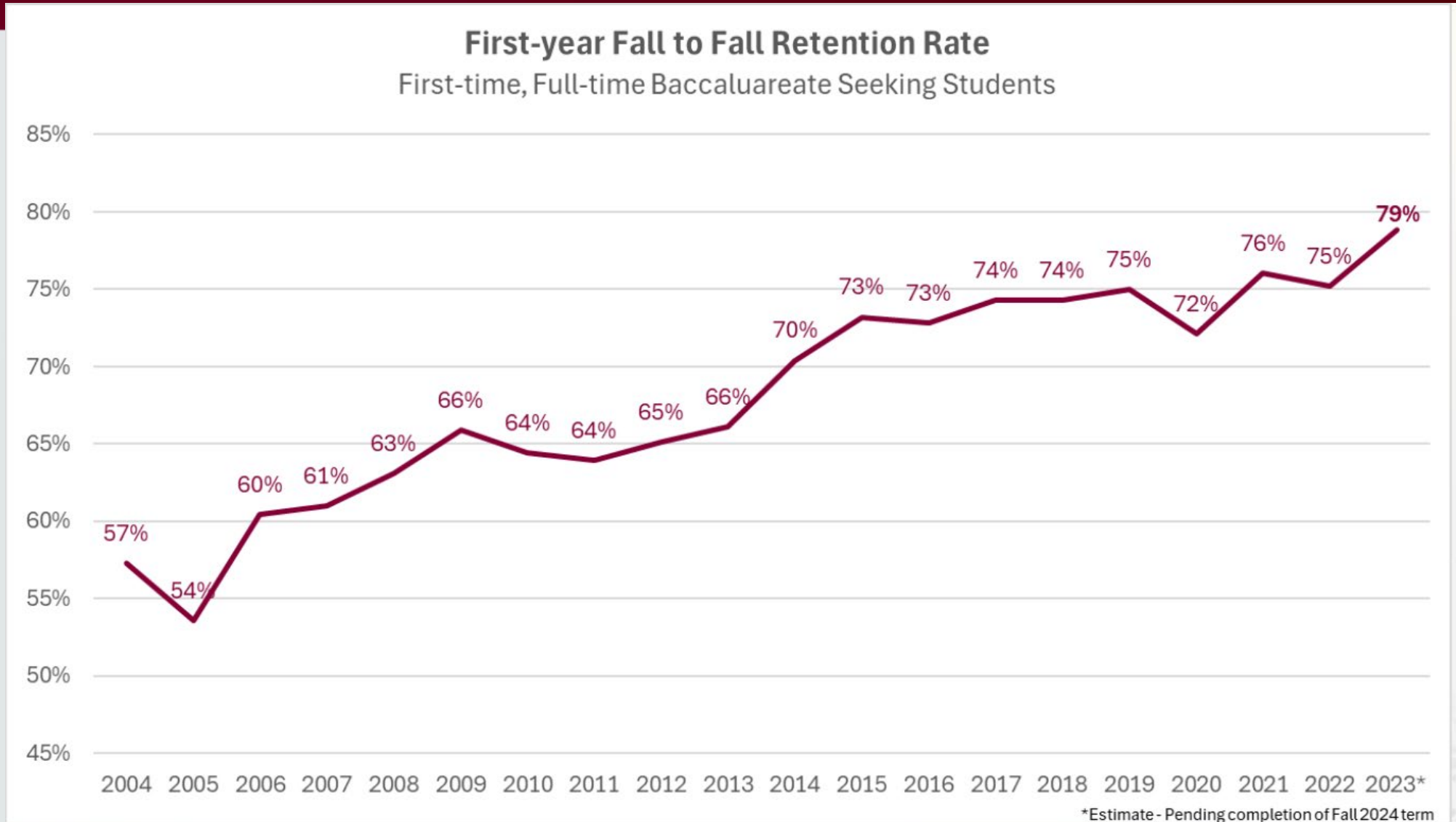
# Fall, 2024 CMU Enrollment Surge



\*Largest  
Freshman Class  
Ever @ CMU

\*3,000+  
Students Living  
in Campus  
Housing

# Unprecedented “Re-Recruitment” Success



# Unprecedented Housing Demand

<i>Historical On-Campus Housing Occupancy</i>									
	<b>2024-2025</b>	2023-2024	2022-2023	2021-2022	2020-2021	2019-2020	2018-2019	2017-2018	2016-2017
Opening Day	<b>103.3%</b>	93.2%	95.2%	92.0%	90.6%	98.7%	96.30%	92.24%	90.71%
Week 2	103.3%	92.0%	93.9%	91.2%	90.2%	97.8%	95.74%	91.68%	90.27%
<i>Census</i>	102.9%	91.5%	93.6%	90.7%	89.5%	95.0%	95.34%	91.33%	89.99%
Week 4	102.9%	91.1%	91.2%	89.8%	89.3%	94.8%	94.00%	89.38%	88.48%
Week 5	102.6%	91.0%	91.1%	89.7%	89.0%	94.7%	93.67%	88.98%	88.20%
Week 6	102.6%	91.0%	90.6%	89.6%	88.8%	94.8%	93.75%	88.86%	88.01%
Week 7	102.6%	90.9%	90.6%	89.4%	88.6%	94.8%	93.71%	88.70%	88.01%
Week 8		90.9%	90.6%	89.4%	88.6%	94.7%	93.80%	88.74%	87.89%
Week 9		90.8%	90.6%	89.3%	88.6%	94.6%	93.67%	89.06%	87.89%
Week 10		90.7%	90.6%	89.3%	88.6%	94.3%	93.63%	88.98%	87.89%
Week 11	102.1%	90.4%	90.6%	89.0%	88.3%	94.3%	93.39%	88.86%	87.77%
Week 12	102.0%	90.5%	90.6%	88.9%	88.2%	94.4%	93.39%	88.90%	87.73%
Week 13	102.0%		90.6%	88.8%	88.2%	94.4%	93.35%	88.10%	87.69%
Week 14	101.9%	90.5%	90.6%	88.7%	88.2%	94.1%	93.31%	88.10%	87.65%
Week 15	101.8%	90.4%	90.6%	88.7%	88.2%	93.9%	93.31%	87.86%	87.49%



# Centennial Village Student Housing Project

CMU Cash Spending Authority  
Request Approved by CDC  
9/24/2024

Contractor & Architect Selected

+/- 300 bed student apartment  
complex on southwest corner of  
campus

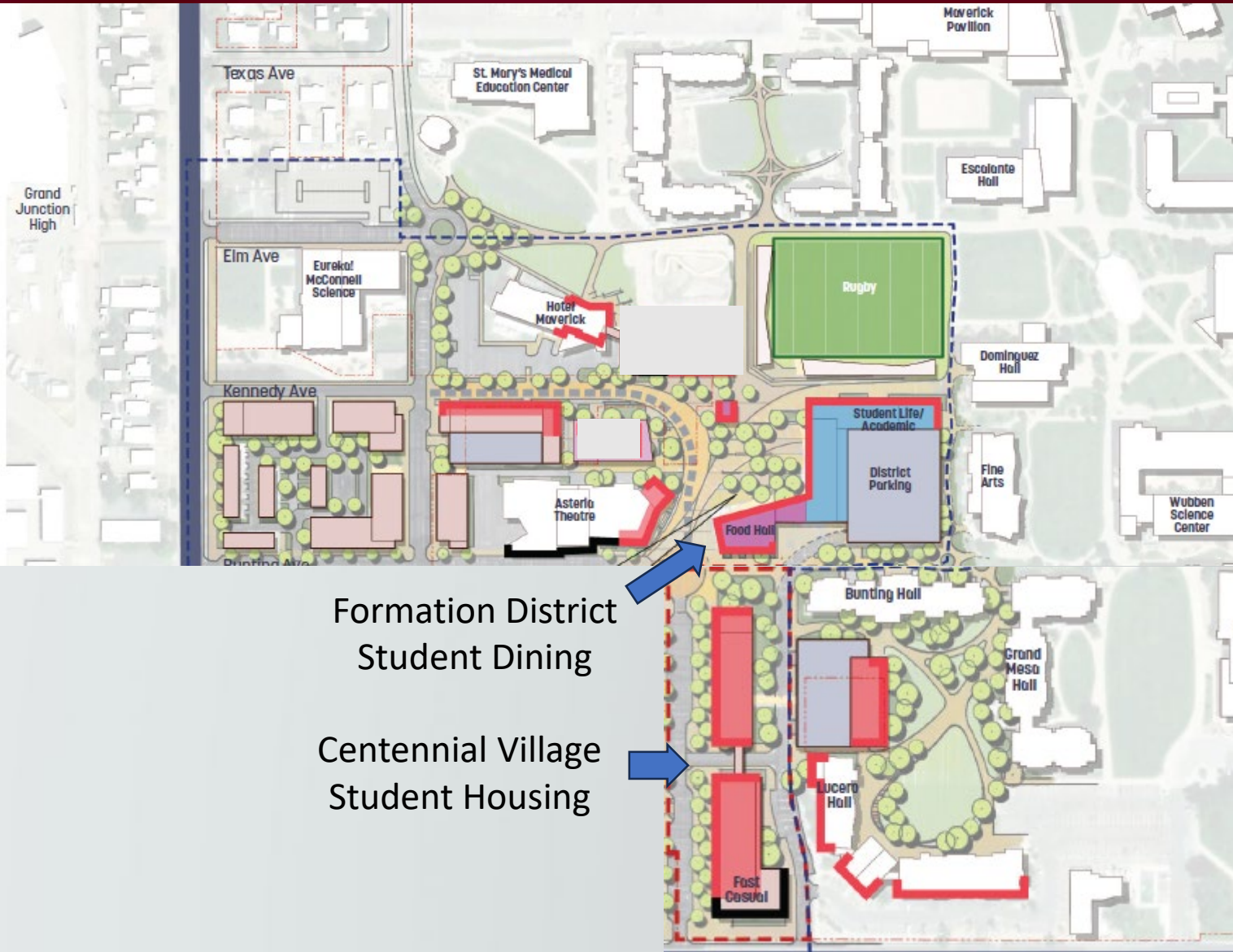
Groundbreaking Spring, 2024

Open for Students Fall, 2026





# Formation District Student Dining Project



Formation District  
Student Dining

Centennial Village  
Student Housing

**CMU Cash Spending Authority  
Request Today for Approval:**

**\$22,500,000**

+/- 20,000 square foot “market  
hall” style dining facility

Approved by CCHE 12/5/24

Goal: Groundbreaking Spring, 2024

Goal: Open for Students Fall, 2026

**Additional Request for Approval:  
State Intercept Approval**





*CMU #1 New Construction Priority:  
Computer & Electrical Engineering Building*

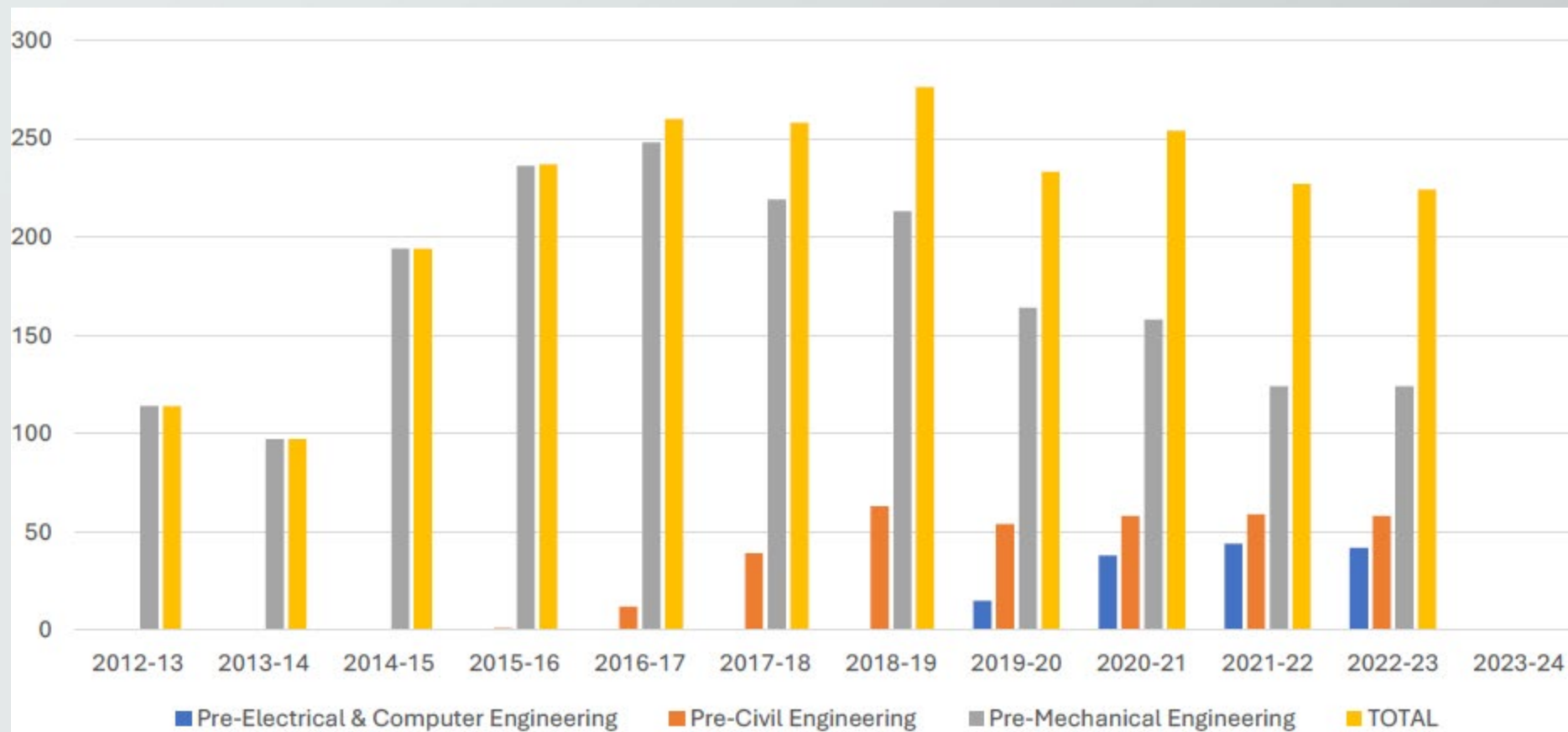




COLORADO MESA  
UNIVERSITY



University of Colorado  
Boulder



CMU-CU Boulder Partnership Graduates

Year	Number of Graduates
2012	9
2013	13
2014	13
2015	14
2016	13
2017	23
2018	28
2019	27
2020	30
2021	24
2022	39
<b>Total</b>	<b>233</b>



**COLORADO MESA**  
UNIVERSITY

## Computer & Electrical Engineering Building

\*38,341 square foot building

\*\$30,121,241 CCF request

\*\$3,384,033 CMU Cash

\*CMU Board of Trustees #1 NEW  
Construction Priority Project



# CCHE Capital Construction Priority Ranking

## Certificate of Participation


Ranking	Institution Name	Project Name	Score	CCF (Capital Construction Fund)	CF (Cash Fund)
N/A	University of Northern Colorado, Colorado State University, Metropolitan State University of Denver, Trinidad State College	State Funding for Higher Education Projects, HB 24-1231	N/A - Legislative Mandate	\$ -	\$246,936,092

## Continuation Projects

Ranking	Institution Name	Project Name	Score	CCF	CF
1	Colorado State University - Fort Collins	CSU Clark Building Renovation and Additions	N/A	\$25,798,175	\$8,000,000
2	Auraria Higher Education Center	Auraria Campus Safety Center	N/A	\$16,075,891	\$-

## New Projects

Ranking	Institution Name	Project Name	Score	CCF	CF
3	Colorado Northwestern Community College	Weiss & Hefley Renovation	100	\$8,652,142	\$-
4	Fort Lewis College	Southwest Campus Renewal	96.5	\$20,354,005	\$959,089
5	University of Colorado	CU Boulder - Macky Auditorium Renovation	94.8	\$13,268,062	\$19,902,093
6	Colorado School of Mines	Steam Infrastructure	94.7	\$7,037,740	\$2,358,442
7	University of Colorado	UCCS - Cybersecurity Engineering Cleanroom	91.4	\$10,700,000	\$3,600,000
8	University of Northern Colorado	McKee Hall Capital Renewal	89.6	\$38,373,950	\$823,139
8 (tied)	Red Rocks Community College	Health Sciences, EMS and Fire Science Building	89.6	\$29,871,389	\$7,467,847
8 (tied)	Arapaho Community College	Health Programs Integration, Phase II	89.6	\$37,248,556	\$3,239,005
8 (tied)	Colorado Mesa University	Rural Technology Hub: CMU Electrical and Computer Engineering Building	89.6	\$30,121,241	\$3,384,033
12	Community College of Denver	Health Institute Addition (MSU/CCD Partnership)	87.5	\$6,670,000	\$600,000
12 (tied)	University of Colorado	CU Denver - Engineering Building	87.5	\$23,705,302	\$5,000,000
14	Colorado School of Mines	Utilities Infrastructure	86.8	\$12,289,069	\$4,118,233
14 (tied)	Colorado State University	District Heating Plant Sustainability Upgrade	86.8	\$8,453,967	\$1,610,279





# Thank You for Your Continued Support!

John Marshall, President  
Colorado Mesa University

970-248-1498 office

[marshall@coloradomesa.edu](mailto:marshall@coloradomesa.edu)